


Series 850

PCB connectors 1.27 mm


Single row / double row / triple row

Solder tail






Ultraminiature PCB pin connectors, solder tail

Grid spacing 1.27×1.27 mm
Screw-machined pin \varnothing 0.43 mm

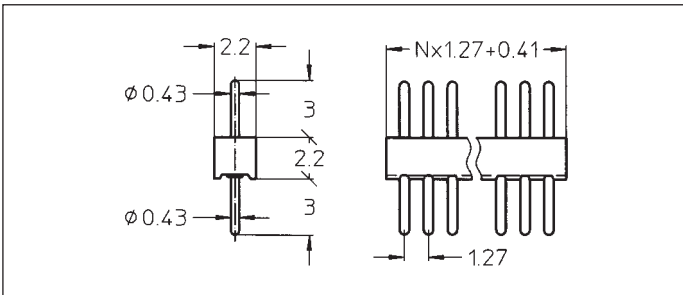


For corresponding receptacles see pages 10, 11 and 12

Platings	Sleeve 	Clip 	Pin 
10 90			0.25 μ m Au 5 μ m Sn Pb

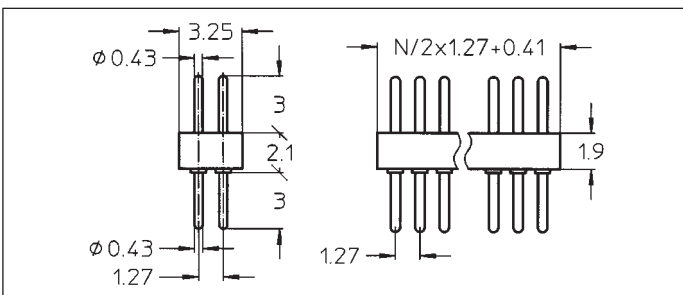
Ordering information

Replace **xxx** with the number of poles, e.g. 852-10-**xxx**-10-001 for a double row version with 8 pins per row becomes:
852-10-**016**-10-001



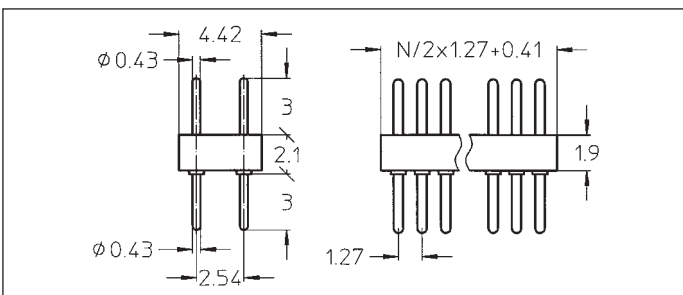
850-10-xxx-10-001
850-90-xxx-10-001

Straight pin connector: solder tail, single row
Availability from: 1 to 50 contacts
Standard number of contacts 25 and 50



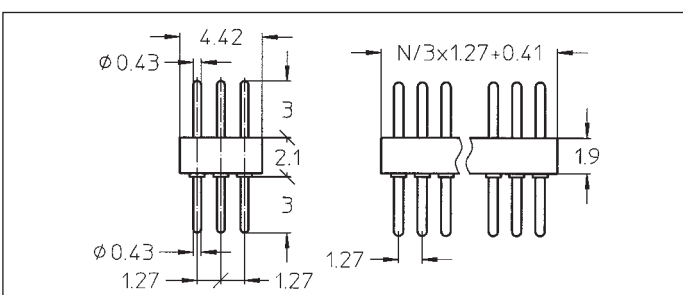
852-10-xxx-10-001
852-90-xxx-10-001

Straight pin connector: solder tail, double row
Availability from: 4 to 100 contacts
Standard number of contacts 50 and 100



852-10-xxx-10-002
852-90-xxx-10-002

Straight pin connector: solder tail, double row with 2.54 mm row to row distance
Availability from: 4 to 100 contacts
Standard number of contacts 100



854-10-xxx-10-001
854-90-xxx-10-001

Straight pin connector: solder tail, triple row
Availability from: 9 to 150 contacts
Standard number of contacts 150